




Lowry Elementary School

School Performance Framework 2016 - 2017



ACADEMIC GAPS:

How is our school serving all students?



OVERALL RATING: How is our school performing overall?

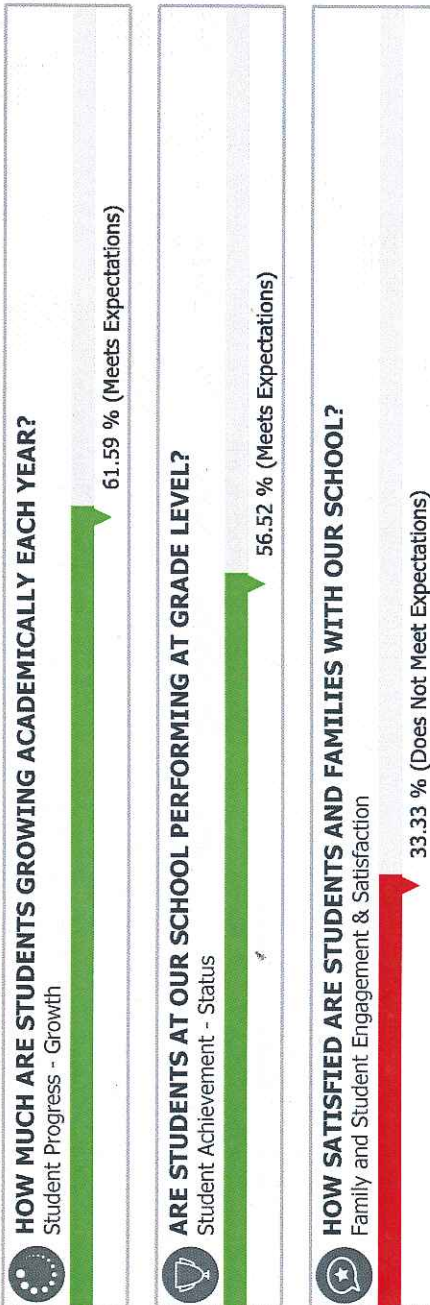
Meets Expectations




What does Meets Expectations mean? Quality school that demonstrates good results in many areas, with a few areas in need of some improvement.

ELEMENTARY SCHOOL

MEASURE INDICATORS: How well is our school meeting expectations?



OVERALL RATINGS BY YEAR



Overall rating scale:

- Distinguished (79.5 to 100%)
- Meets Expectations (50.5 to 79.49%)
- Accredited on Watch (39.5 to 50.49%)
- Accredited on Priority Watch (33.5 to 39.49%)
- Accredited on Probation (0 to 33.49%)

Measure Indicator and Academic Gaps rating scale:

- Exceeds Expectations (79.5 to 100%)
- Meets Expectations (50.5 to 79.49%)
- Approaching Expectations (33.5 to 50.49%)
- Does Not Meet Expectations (0 to 33.49%)

Lowry Elementary School

School Performance Framework 2016 - 2017 | CONTINUED
ELEMENTARY SCHOOL



ACADEMIC GAPS:

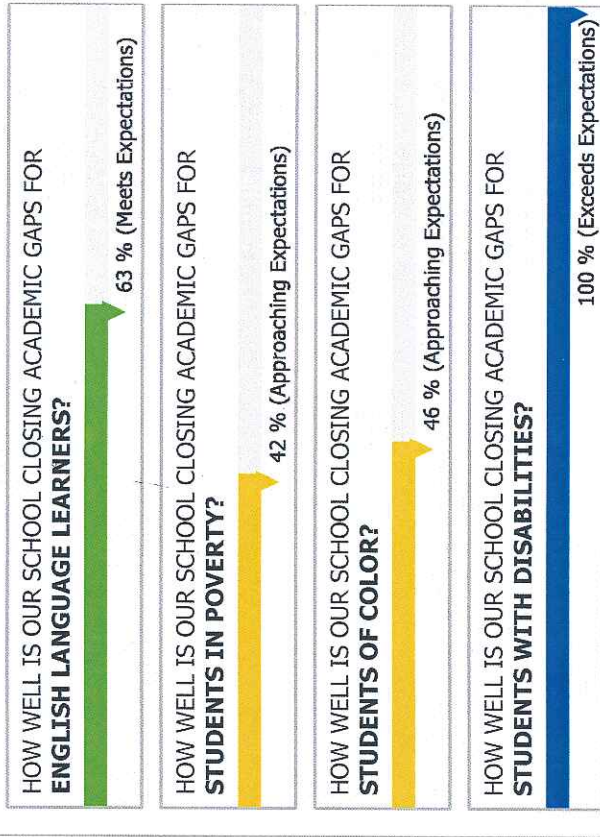
How is our school serving all students?

52.45 %

Meets Expectations

Our school's overall SPF rating is impacted by our school's academic gaps rating. We are highlighting growth and performance for traditionally underserved students as we seek to achieve our vision, Every Child Succeeds.

BREAKDOWN OF ACADEMIC GAPS: How well is our school closing academic achievement gaps for historically underserved students?



What other information can I get about my school?

- Visit wholechild.dpsk12.org to see school-by-school results of a study asking students whether they feel supported in their schools.
- Visit bond.dpsk12.org to see how individual schools are benefiting from the 2016 bond and mill levy.
- Visit face.dpsk12.org to learn more about how you can become involved in supporting your school.

For more information about the School Performance Framework, please visit spf.dpsk12.org or email spf@dpsk12.org. We encourage families to visit with their school leader for questions specific to their school's rating.

*The percentages in this report represent the percentage of total possible points earned and not the percent of students meeting expectations on state tests.

Measure Indicators:

Every school is evaluated on the following indicators, which are different components of a great school.



STUDENT PROGRESS - GROWTH

How do we know? This measure looks at how much progress students are making on state assessments in grades K-12 from one year to the next.



STUDENT ACHIEVEMENT - STATUS

How do we know? This measure looks at performance on state assessments in grades K-9.



FAMILY AND STUDENT ENGAGEMENT & SATISFACTION

How do we know? This measure considers results from the school's annual surveys.



ACADEMIC GAPS

How do we know? This measure looks at performance and growth of historically underserved student groups, including English language learners, students with disabilities, students in poverty and students of color.